



Aluminios Iberica, Lda

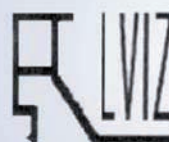


PALA - MIGUEL & REIS, LDA.



EXEMPLO CONCRETO

Painéis Sandwich - Perfis - Chapas - Remates - Acessórios



ALUMÍNIOS DE VISEU, LDA.



ANGULAR - Alumínios, Lda.

Catálogo Barandilla View Crystal

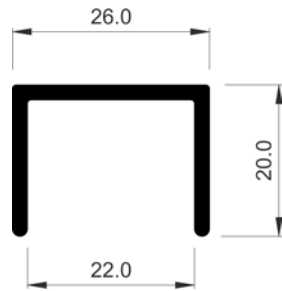


BARANDILLA VIEW CRYSTAL - VIEW CRYSTAL PLUS

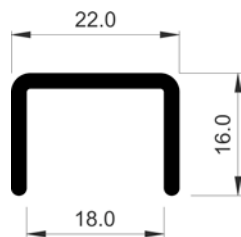
Perfiles a escala

VIEW CRYSTAL - VIEW CRYSTAL PLUS BALUSTRADE

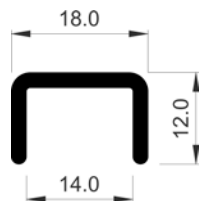
Profiles to scale



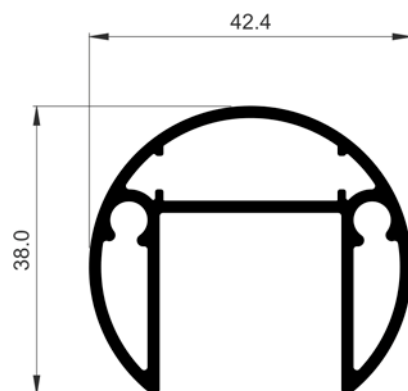
COR-8561	
Descripción Description	Remate vidrio 10.10 Glass finishing 10.10
Peso Weight (g/m)	332,1
Superficie Surface (dm ² /m)	12,54
Ix (cm⁴)	4,8
Iy (cm⁴)	1,32



COR-8562	
Descripción Description	Remate vidrio 8.8 Glass finishing 8.8
Peso Weight (g/m)	261,9
Superficie Surface (dm ² /m)	9,97
Ix (cm⁴)	2,4
Iy (cm⁴)	7



COR-8563	
Descripción Description	Remate vidrio 6.6 Glass finishing 6.6
Peso Weight (g/m)	197,1
Superficie Surface (dm ² /m)	7,57
Ix (cm⁴)	0,9
Iy (cm⁴)	0,33




COR-8585	
Descripción Description	Pasamanos redondo Round handrail
Peso Weight (g/m)	785,7
Superficie Surface (dm ² /m)	36,24
Ix (cm⁴)	3,08
Iy (cm⁴)	5,87
Tapas Covers	428502

BARANDILLA VIEW CRYSTAL - VIEW CRYSTAL PLUS

Perfiles a escala

VIEW CRYSTAL - VIEW CRYSTAL PLUS BALUSTRADE

Profiles to scale



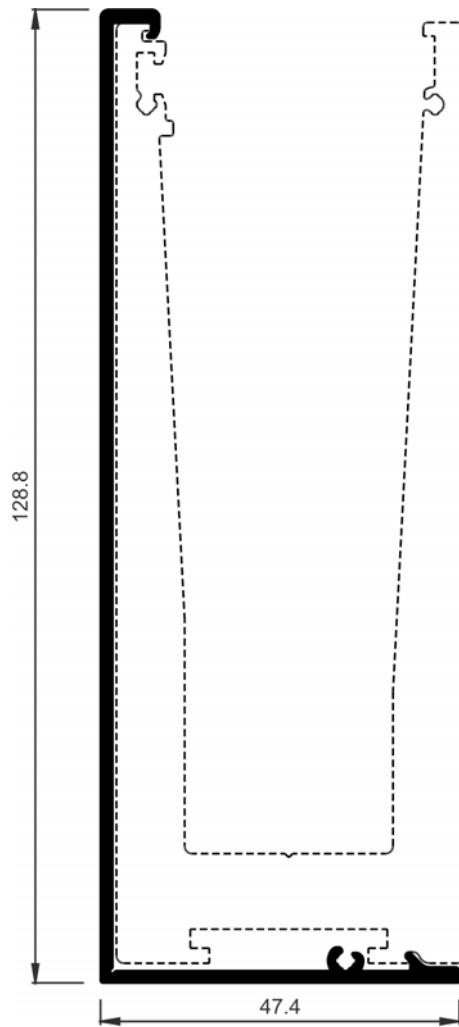
COR-8550	
Descripción Description	Soporte inferior barandilla Balustrade bottom support
Peso Weight (g/m)	5942,7
Superficie Surface (dm ² /m)	60,11
Ix (cm ⁴)	275,71
Iy (cm ⁴)	71,84
Observaciones Observations	Perfil de 6.1 m sin mecanizar 6,1 profile without machining

BARANDILLA VIEW CRYSTAL - VIEW CRYSTAL PLUS

Perfiles a escala

VIEW CRYSTAL - VIEW CRYSTAL PLUS BALUSTRADE

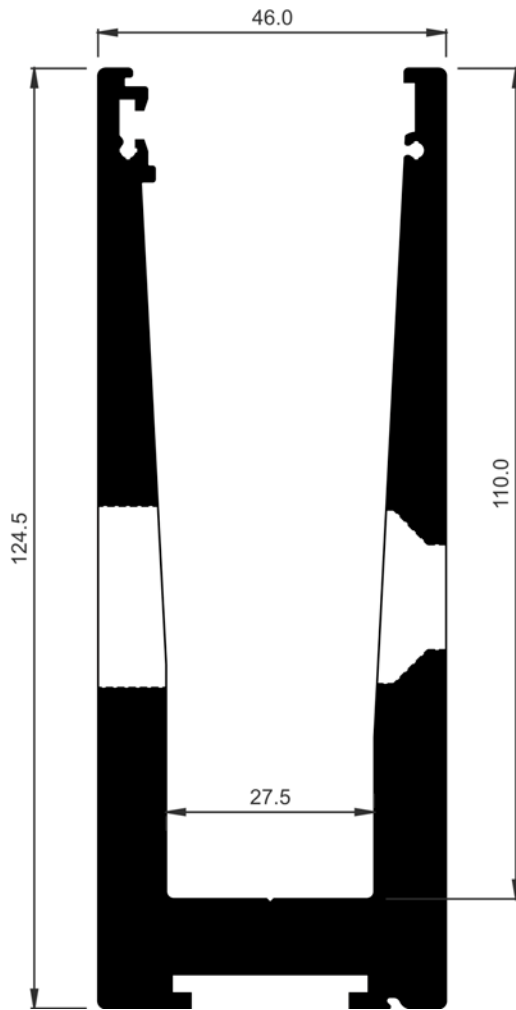
Profiles to scale



COR-8551	
Descripción Description	Tapa lateral Lateral cover
Peso Weight (g/m)	823,5
Superficie Surface (dm ² /m)	38,41
Ix (cm ⁴)	61,03
Iy (cm ⁴)	5,44

BARANDILLA VIEW CRYSTAL - VIEW CRYSTAL PLUS
Perfiles a escala


VIEW CRYSTAL - VIEW CRYSTAL PLUS BALUSTRADE
Profiles to scale



COR-8552	
Descripción Description	Soporte inferior barandilla 1 kN Balustrade bottom support 1 kN
Peso Weight (g/m)	5942,7
Superficie Surface (dm ² /m)	60,11
Ix (cm⁴)	275,71
Iy (cm⁴)	71,84
Observaciones Observations	Perfil de 6.1 m mecanizado c/250 mm para montaje a canto de forjado 6,1 profile machined w/250 mm for slab edge assembly

BARANDILLA VIEW CRYSTAL - VIEW CRYSTAL PLUS
Perfiles a escala

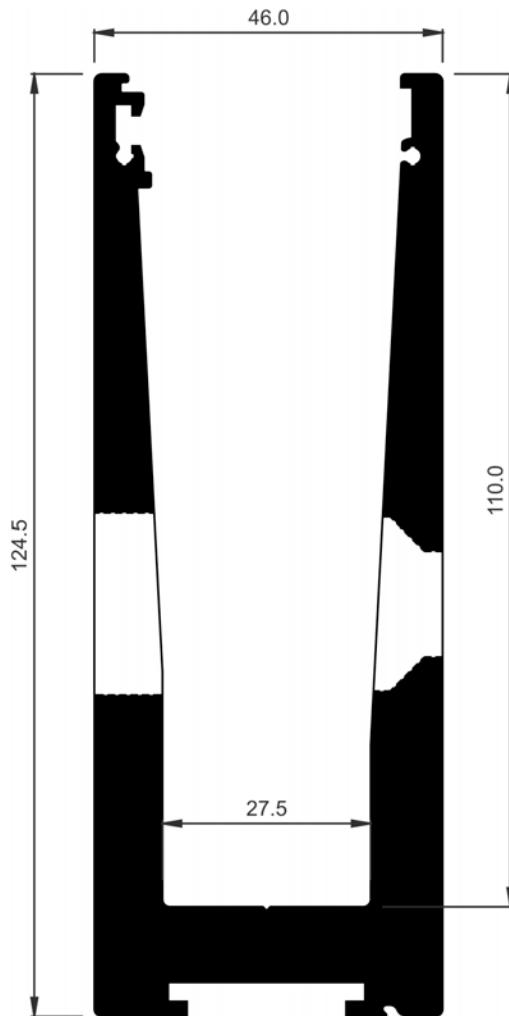
VIEW CRYSTAL - VIEW CRYSTAL PLUS BALUSTRADE
Profiles to scale



COR-8553	
Descripción Description	Soporte inferior barandilla 1 kN Balustrade bottom support 1 kN
Peso Weight (g/m)	5942,7
Superficie Surface (dm ² /m)	60,11
Ix (cm⁴)	275,71
Iy (cm⁴)	71,84
Observaciones Observations	Perfil de 6.1 m mecanizado para montaje sobre forjado 6,1 profile machined for over slab assembly

BARANDILLA VIEW CRYSTAL - VIEW CRYSTAL PLUS
Perfiles a escala

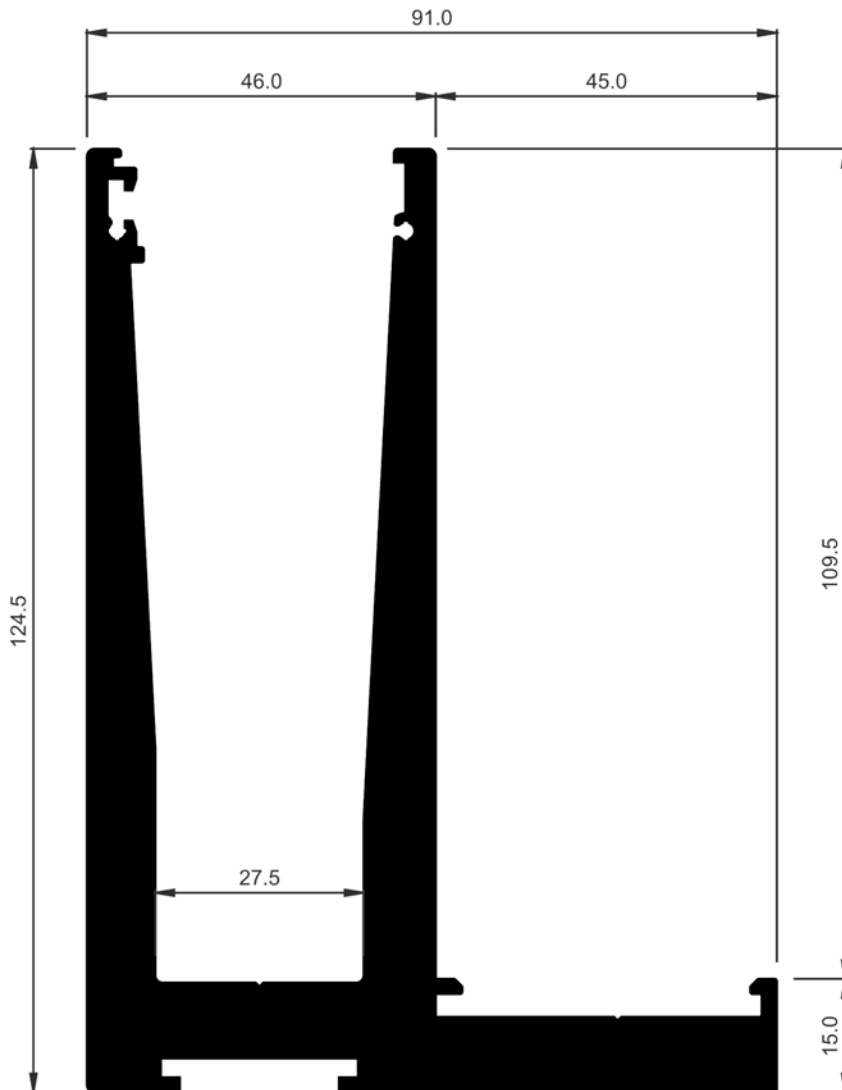
VIEW CRYSTAL - VIEW CRYSTAL PLUS BALUSTRADE
Profiles to scale



COR-8554	
Descripción Description	Soporte inferior barandilla 3 kN Balustrade bottom support 3 kN
Peso Weight (g/m)	5942,7
Superficie Surface (dm ² /m)	60,11
Ix (cm⁴)	275,71
Iy (cm⁴)	71,84
Observaciones Observations	Perfil de 6.1 m mecanizado c/150 mm para montaje a canto de forjado 6,1 profile machined w/150 mm for slab edge assembly

BARANDILLA VIEW CRYSTAL - VIEW CRYSTAL PLUS
Perfiles a escala

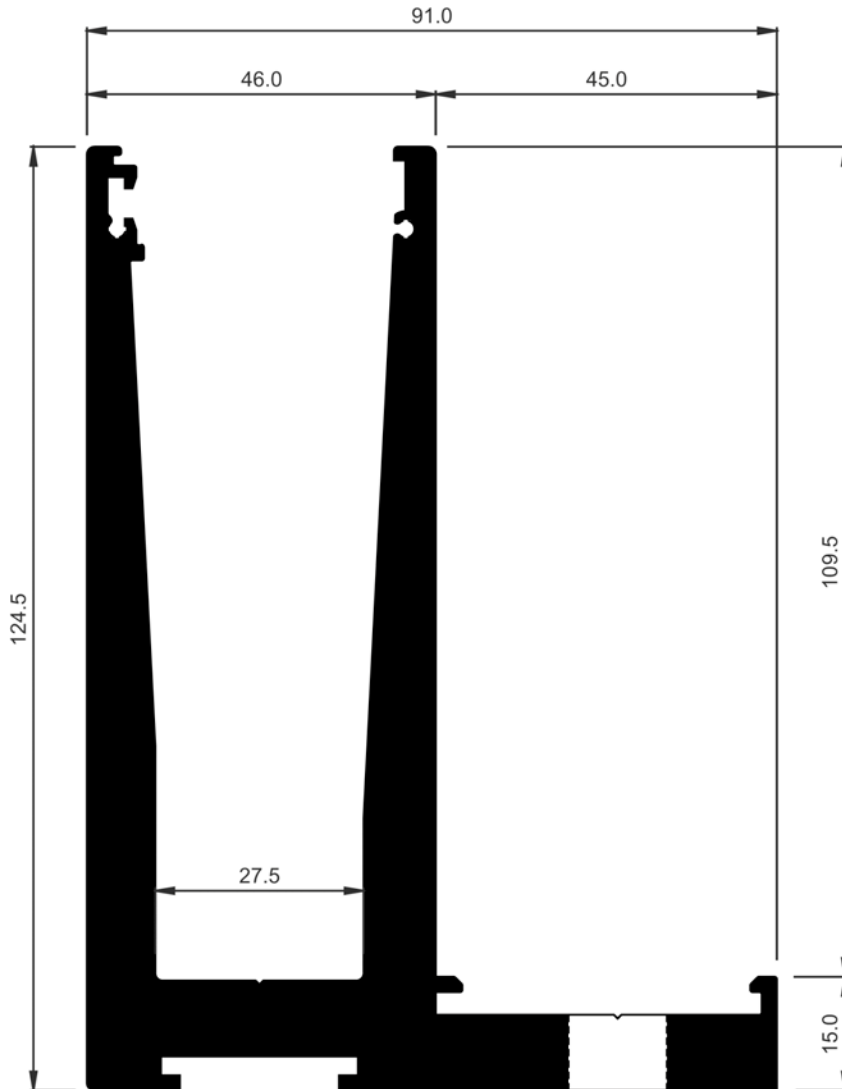
VIEW CRYSTAL - VIEW CRYSTAL PLUS BALUSTRADE
Profiles to scale



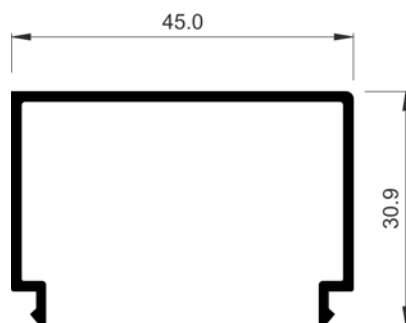
COR-8555	
Descripción Description	Soporte inferior barandilla con solape Balustrade bottom support with overlap
Peso Weight (g/m)	7214,4
Superficie Surface (dm ² /m)	70,76
I_x (cm ⁴)	350,32
I_y (cm ⁴)	161,01
Observaciones Observations	Perfil de 6.1 m sin mecanizar 6,1 profile without machining

BARANDILLA VIEW CRYSTAL - VIEW CRYSTAL PLUS
Perfiles a escala

VIEW CRYSTAL - VIEW CRYSTAL PLUS BALUSTRADE
Profiles to scale




COR-8556	
Descripción Description	Soporte inferior barandilla con solape 3 kN Balustrade bottom support with overlap 3 kN
Peso Weight (g/m)	7214,4
Superficie Surface (dm ² /m)	70,76
I_x (cm ⁴)	350,32
I_y (cm ⁴)	161,01
Observaciones Observations	Perfil de 6,1 m mecanizado para montaje sobre forjado 6,1 profile machined for over slab assembly



COR-8557	
Descripción Description	Tapeta inferior barandilla con solape Balustrade bottom end plate with overlap
Peso Weight (g/m)	388,8
Superficie Surface (dm ² /m)	22,2
I_x (cm ⁴)	1,56
I_y (cm ⁴)	4,82

BARANDILLA VIEW CRYSTAL - VIEW CRYSTAL PLUS
Perfiles a escala

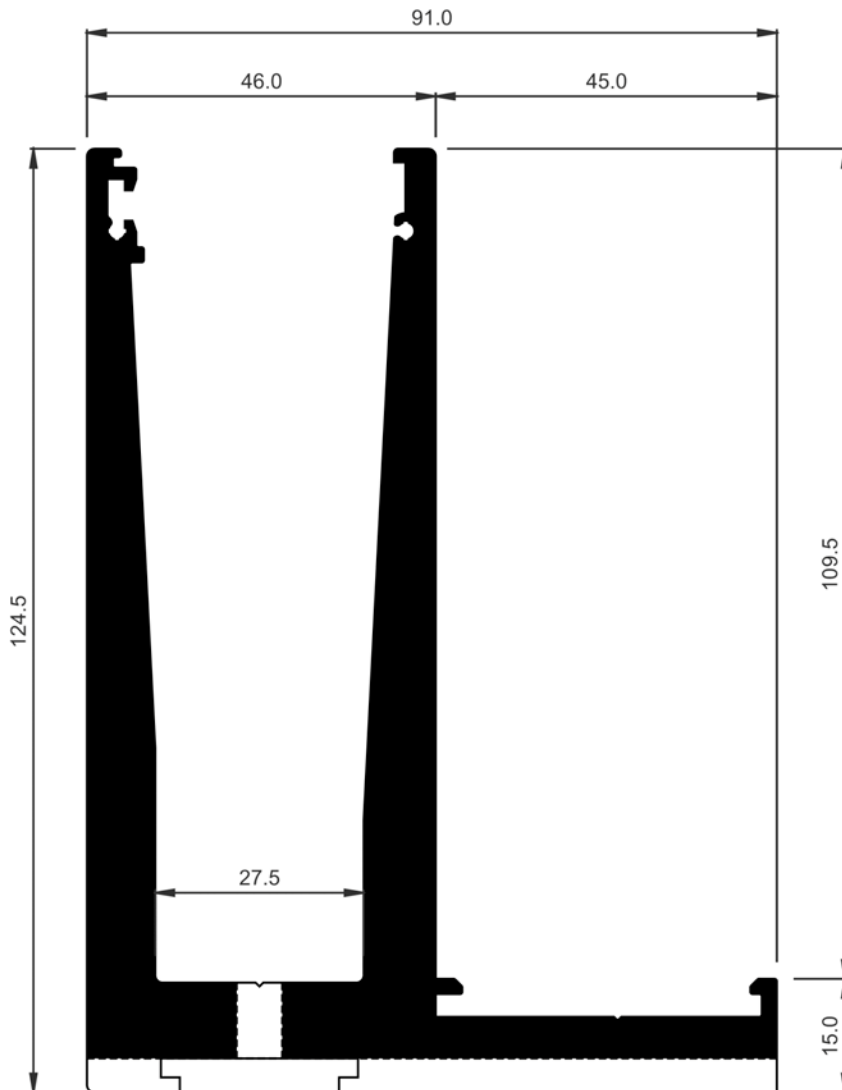
VIEW CRYSTAL - VIEW CRYSTAL PLUS BALUSTRADE
Profiles to scale



COR-8558	
Descripción Description	Soporte inferior barandilla 1 kN Balustrade bottom support 1 kN
Peso Weight (g/m)	5942,7
Superficie Surface (dm ² /m)	60,11
Ix (cm ⁴)	275,71
Iy (cm ⁴)	71,84
Observaciones Observations	Perfil de 6,1 m mecanizado para montaje sobre forjado con desagüe exterior. CONSULTAR DISPONIBILIDAD 6,1 m profile machined for over slab assembly with exterior drainage. CHECK AVAILABILITY

BARANDILLA VIEW CRYSTAL - VIEW CRYSTAL PLUS
Perfiles a escala

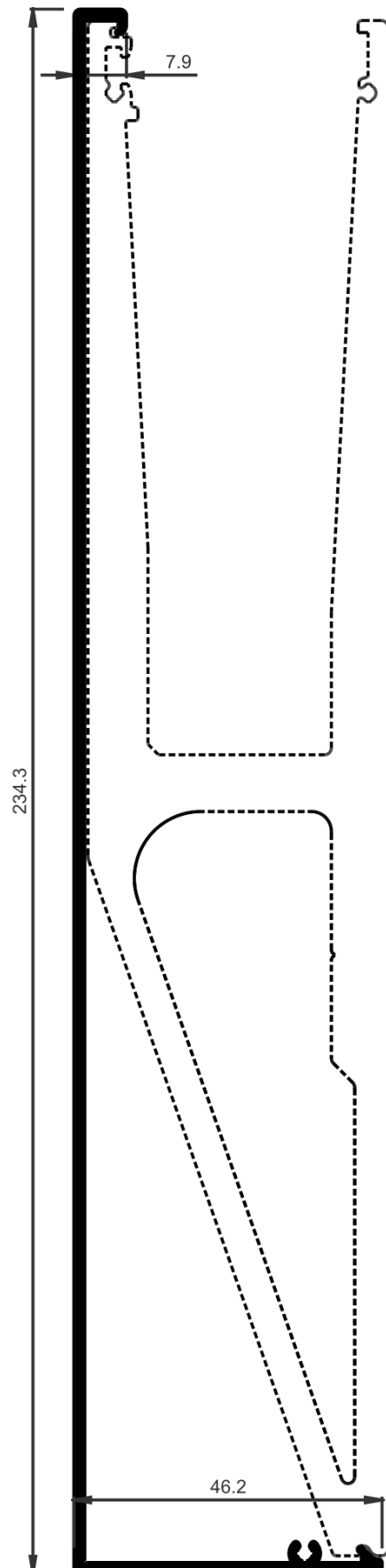
VIEW CRYSTAL - VIEW CRYSTAL PLUS BALUSTRADE
Profiles to scale



COR-8559	
Descripción Description	Soporte inferior barandilla con solape 3 kN Balustrade bottom support with overlap 3 kN
Peso Weight (g/m)	7214,4
Superficie Surface (dm ² /m)	70,76
Ix (cm⁴)	350,32
Iy (cm⁴)	161,01
Observaciones Observations	Perfil de 6.1 m mecanizado para montaje sobre forjado con desagüe exterior. CONSULTAR DISPONIBILIDAD 6.1 m profile for over slab assembly with exterior drainage. CHECK AVAILABILITY

BARANDILLA VIEW CRYSTAL - VIEW CRYSTAL PLUS
Perfiles a escala

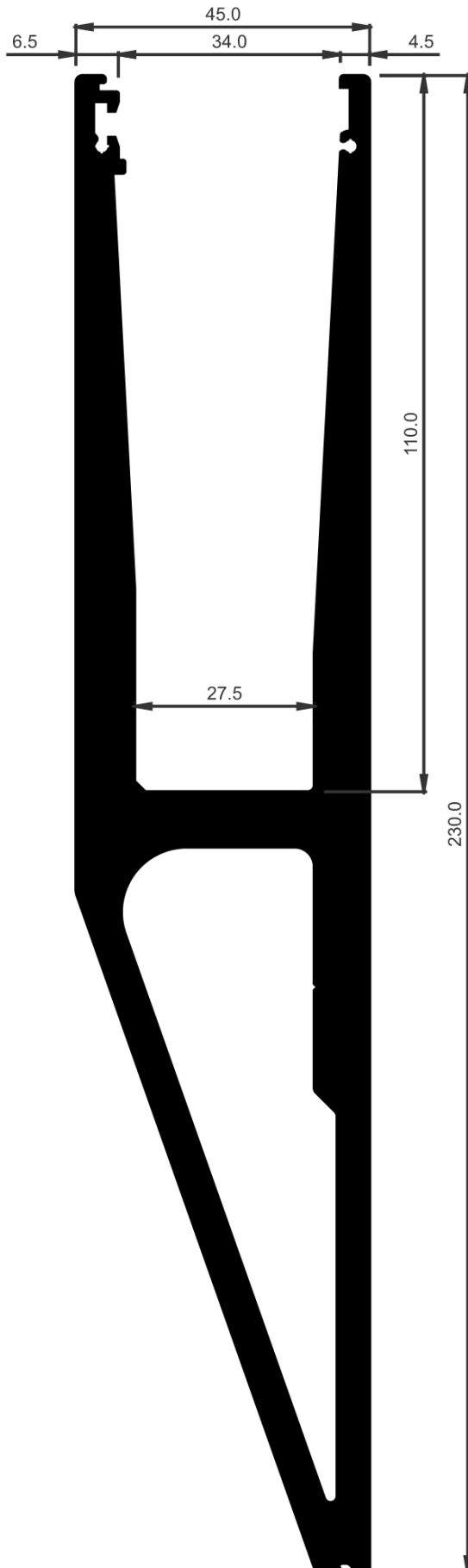
VIEW CRYSTAL - VIEW CRYSTAL PLUS BALUSTRADE
Profiles to scale



COR-8564	
Descripción Description	Tapa barandilla frente forjado enrasada Balustrade cover flush slab edge
Peso Weight (g/m)	1271,7
Superficie Surface (dm ² /m)	59,32
Ix (cm⁴)	286,62
Iy (cm⁴)	5,67

BARANDILLA VIEW CRYSTAL - VIEW CRYSTAL PLUS
Perfiles a escala

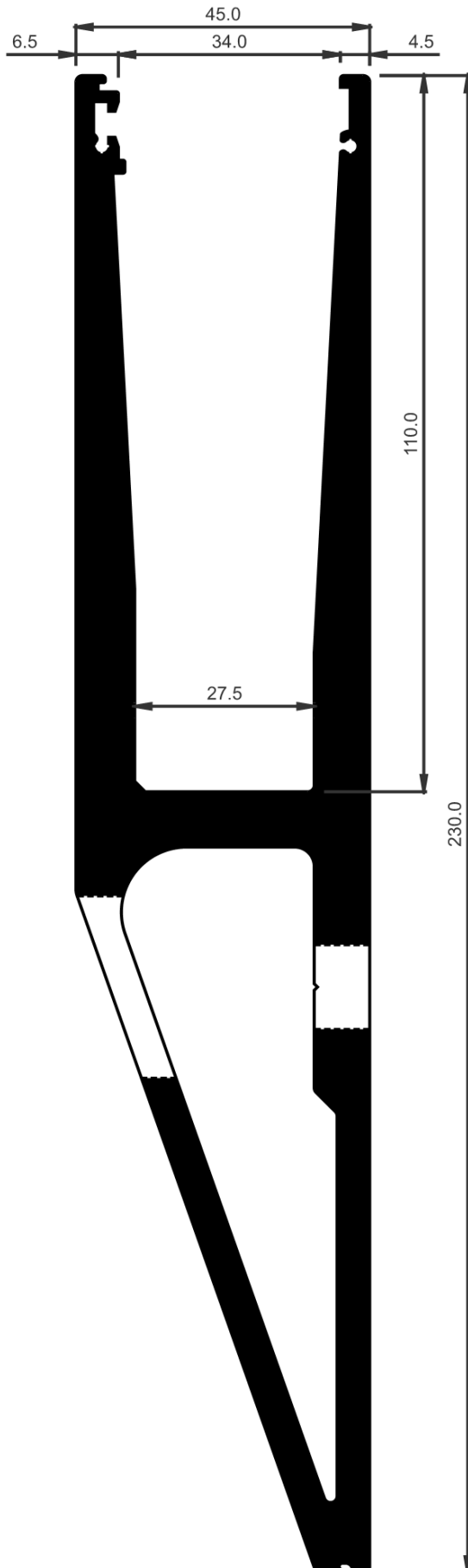
VIEW CRYSTAL - VIEW CRYSTAL PLUS BALUSTRADE
Profiles to scale



COR-8565	
Descripción Description	Soporte barandilla frente forjado enrasada Balustrade support flush slab edge
Peso Weight (g/m)	8739,9
Superficie Surface (dm ² /m)	99,35
Ix (cm⁴)	1088,49
Iy (cm⁴)	93,01

BARANDILLA VIEW CRYSTAL - VIEW CRYSTAL PLUS
Perfiles a escala

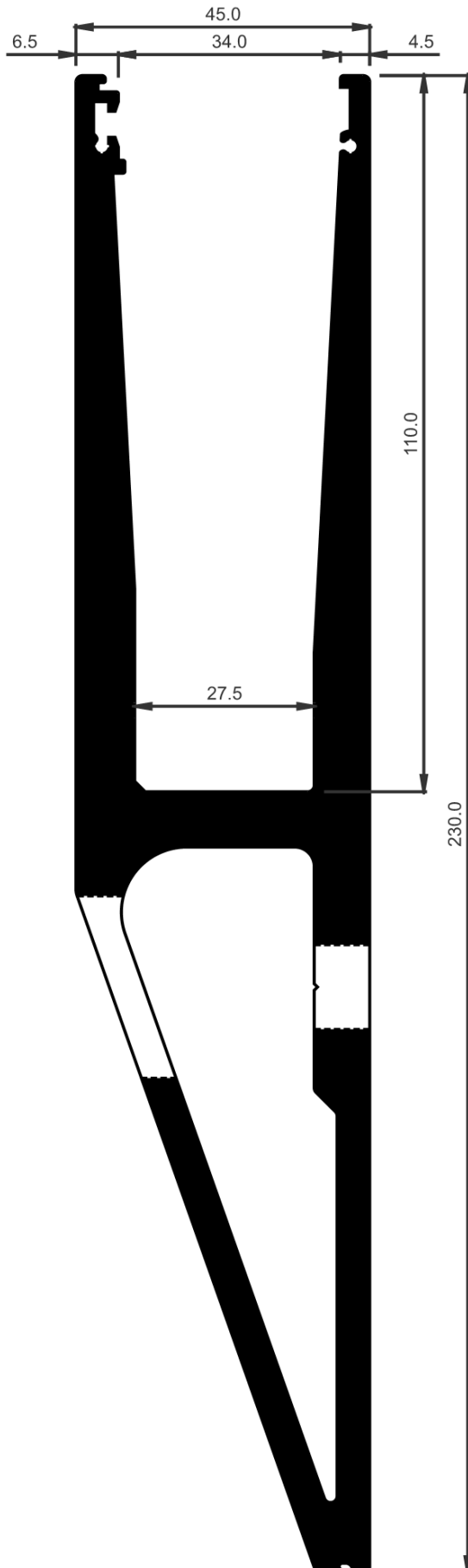
VIEW CRYSTAL - VIEW CRYSTAL PLUS BALUSTRADE
Profiles to scale



COR-8566	
Descripción Description	Soporte barandilla frente forjado enrasada 3 kN Balustrade support flush slab edge 3 kN
Peso Weight (g/m)	8739,9
Superficie Surface (dm ² /m)	99,35
Ix (cm⁴)	1088,49
Iy (cm⁴)	93,01
Observaciones Observations	Perfil de 6.1 m mecanizado c/200 mm 6.1 profile machined w/200 mm

BARANDILLA VIEW CRYSTAL - VIEW CRYSTAL PLUS
Perfiles a escala

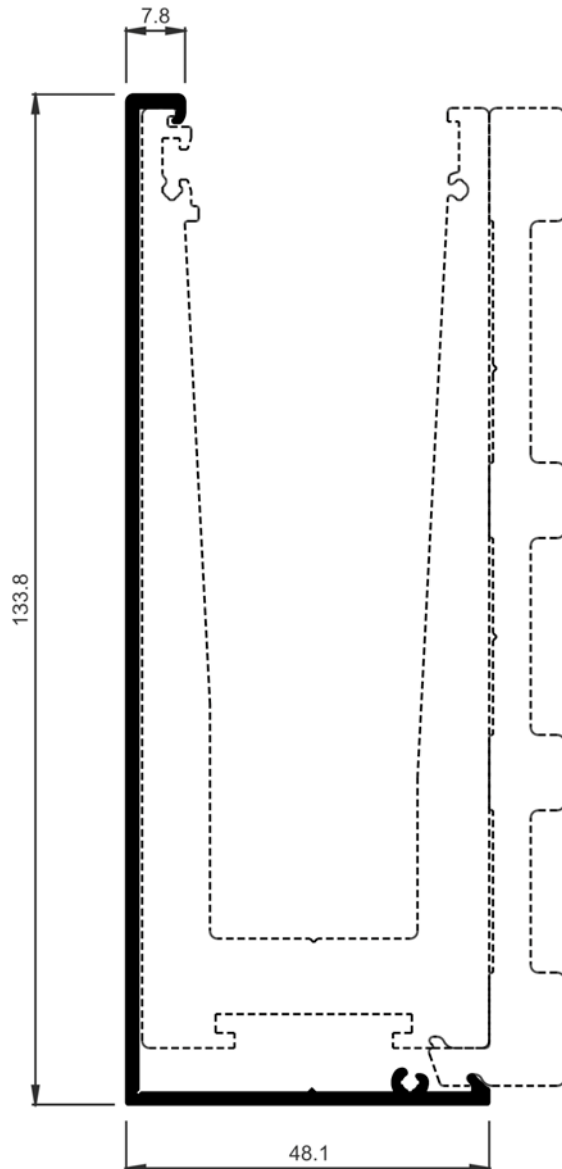
VIEW CRYSTAL - VIEW CRYSTAL PLUS BALUSTRADE
Profiles to scale



COR-8567	
Descripción Description	Soporte barandilla frente forjado enrasada 1 kN Balustrade support flush slab edge 1 kN
Peso Weight (g/m)	8739,9
Superficie Surface (dm ² /m)	99,35
Ix (cm⁴)	1088,49
Iy (cm⁴)	93,01
Observaciones Observations	Perfil de 6.1 m mecanizado c/300 mm 6.1 profile machined w/300 mm

BARANDILLA VIEW CRYSTAL - VIEW CRYSTAL PLUS
Perfiles a escala

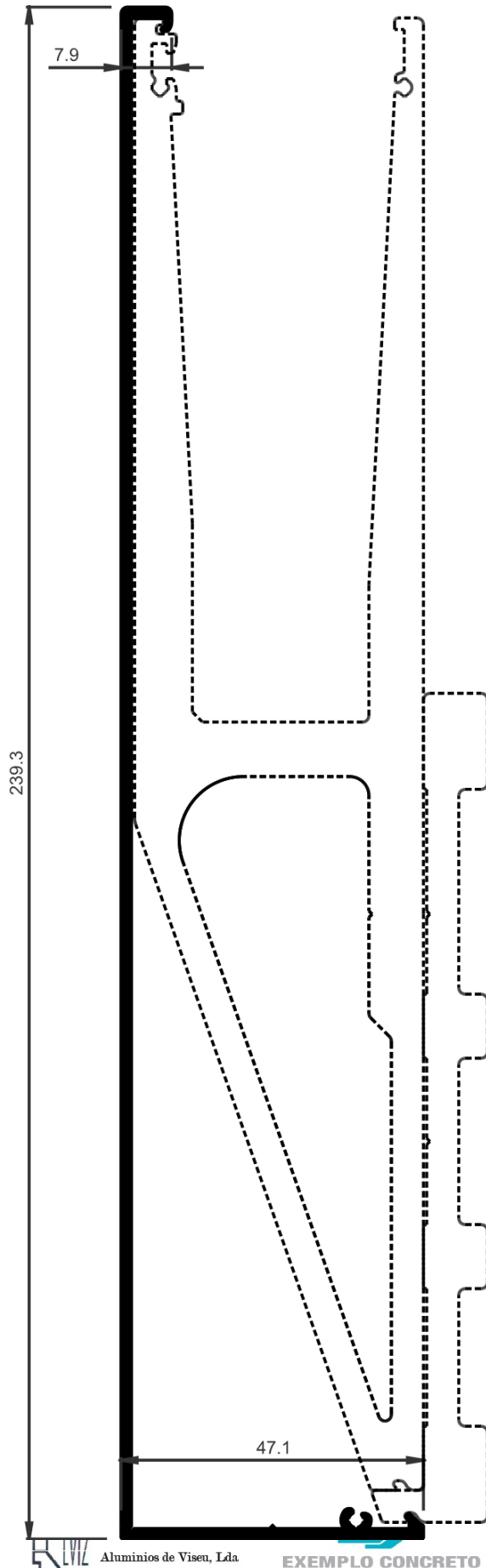
VIEW CRYSTAL - VIEW CRYSTAL PLUS BALUSTRADE
Profiles to scale



COR-8573	
Descripción Description	Tapa lateral Lateral cover
Peso Weight (g/m)	842,4
Superficie Surface (dm ² /m)	39,56
Ix (cm⁴)	67,15
Iy (cm⁴)	5,72
Observaciones Observations	Válido para perfil Cor-8571 ó Cor-8572 Valid for profile Cor-8571 or Cor-8572

BARANDILLA VIEW CRYSTAL - VIEW CRYSTAL PLUS
Perfiles a escala

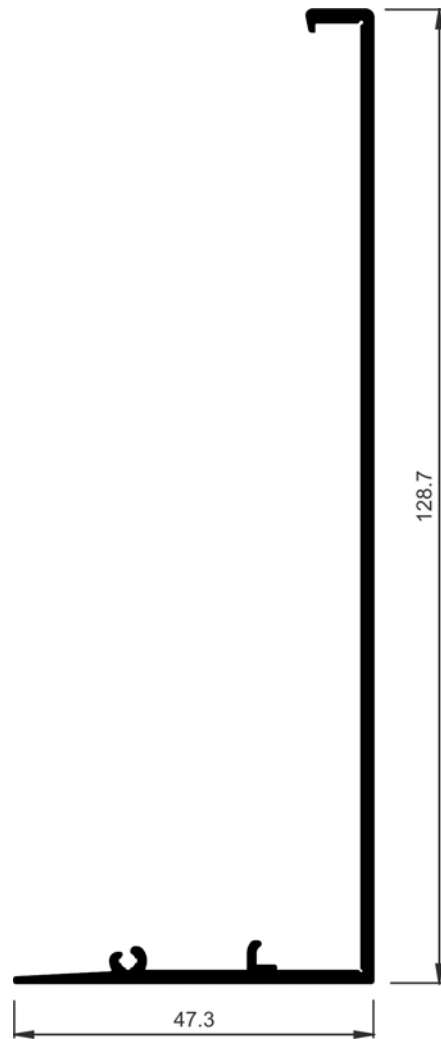
VIEW CRYSTAL - VIEW CRYSTAL PLUS BALUSTRADE
Profiles to scale



COR-8576	
Descripción Description	Tapa barandilla frente forjado enrasada Balustrade cover flush slab edge
Peso Weight (g/m)	1293,3
Superficie Surface (dm ² /m)	60,48
Ix (cm⁴)	303,81
Iy (cm⁴)	5,94
Observaciones Observations	Válido para perfil Cor-8574 ó Cor-8575 Valid for profile Cor-8574 or Cor-8575

BARANDILLA VIEW CRYSTAL - VIEW CRYSTAL PLUS
Perfiles a escala

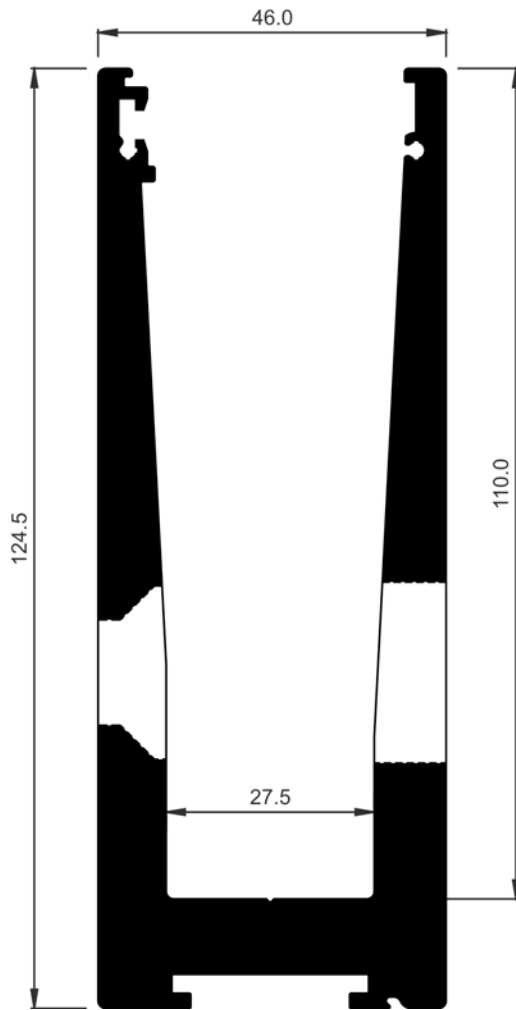
VIEW CRYSTAL - VIEW CRYSTAL PLUS BALUSTRADE
Profiles to scale



COR-8580	
Descripción Description	Tapa lateral interior Interior lateral cover
Peso Weight (g/m)	804,6
Superficie Surface (dm ² /m)	38,74
I _x (cm ⁴)	59,09
I _y (cm ⁴)	3,97

BARANDILLA VIEW CRYSTAL - VIEW CRYSTAL PLUS
Perfiles a escala

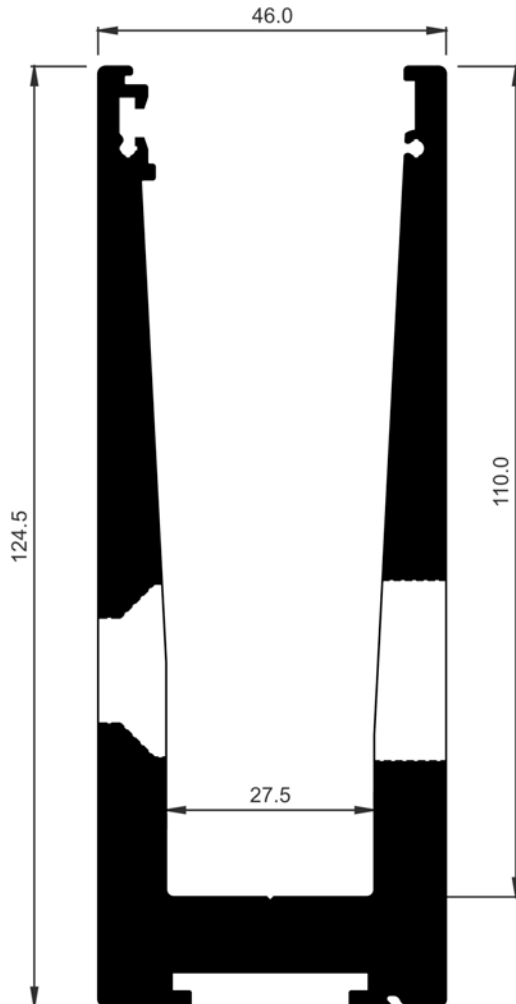
VIEW CRYSTAL - VIEW CRYSTAL PLUS BALUSTRADE
Profiles to scale



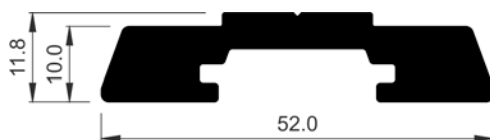
COR-8581	
Descripción Description	Soporte inferior invertido barandilla 1 kN Invested bottom support balustrade 1 kN
Peso Weight (g/m)	5942,7
Superficie Surface (dm ² /m)	60,11
Ix (cm⁴)	275,71
Iy (cm⁴)	71,84
Observaciones Observations	Perfil de 6,1 m mecanizado c/400 mm para montaje a canto de forjado invertido 6,1 profile machined w/400 mm for invested slab edge assembly

BARANDILLA VIEW CRYSTAL - VIEW CRYSTAL PLUS
Perfiles a escala

VIEW CRYSTAL - VIEW CRYSTAL PLUS BALUSTRADE
Profiles to scale



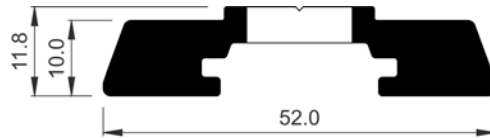
COR-8582	
Descripción Description	Soporte inferior invertido barandilla 3 kN Invested balustrade bottom support 3 kN
Peso Weight (g/m)	5942,7
Superficie Surface (dm ² /m)	60,11
Ix (cm⁴)	275,71
Iy (cm⁴)	71,84
Observaciones Observations	Perfil de 6.1 m mecanizado c/300 mm para montaje a canto de forjado invertido 6.1 profile machined w/300 mm for invested slab edge assembly



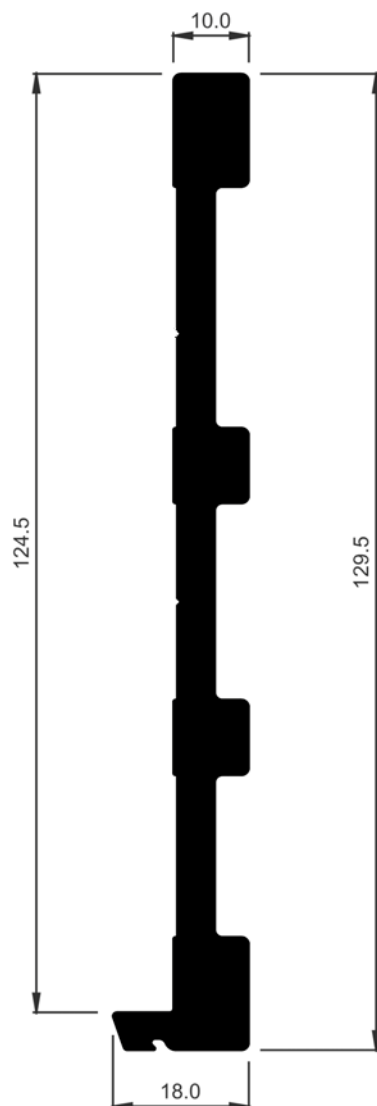
COR-8568	
Descripción Description	Perfil drenaje inferior Bottom drainage profile
Peso Weight (g/m)	1012,5
Superficie Surface (dm ² /m)	14,21
Ix (cm⁴)	0,4
Iy (cm⁴)	9,58
Observaciones Observations	Perfil de 6.1 m sin mecanizar 6.1 m profile without machining

BARANDILLA VIEW CRYSTAL - VIEW CRYSTAL PLUS
Perfiles a escala

VIEW CRYSTAL - VIEW CRYSTAL PLUS BALUSTRADE
Profiles to scale



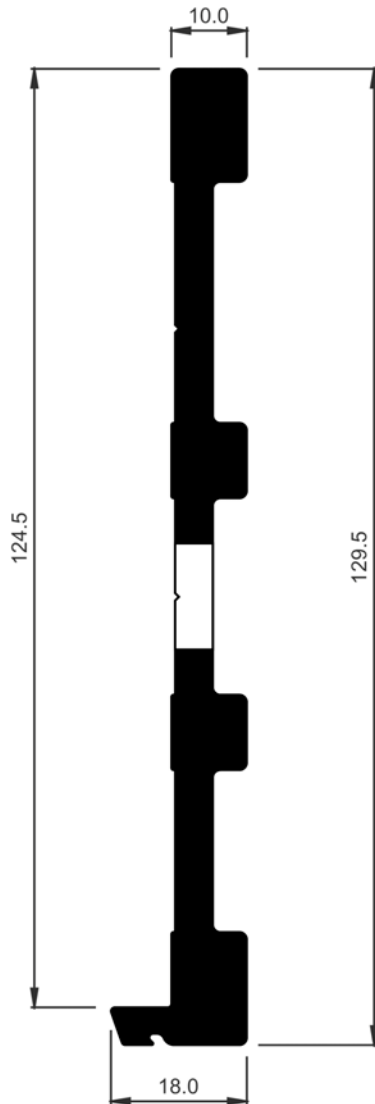
COR-8569	
Descripción Description	Perfil drenaje inferior 1 kN Bottom drainage profile 1 kN
Peso Weight (g/m)	1012,5
Superficie Surface (dm ² /m)	14,21
Ix (cm⁴)	0,4
Iy (cm⁴)	9,58
Observaciones Observations	Perfil de 6.1 m mecanizado 6.1 m profile machined



COR-8570	
Descripción Description	Perfil drenaje a canto de forjado Drainage profile for slab edge
Peso Weight (g/m)	2511
Superficie Surface (dm ² /m)	31,93
Ix (cm⁴)	155,46
Iy (cm⁴)	0,8
Observaciones Observations	Perfil de 6.1 m sin mecanizar 6.1 m profile without machining

BARANDILLA VIEW CRYSTAL - VIEW CRYSTAL PLUS
Perfiles a escala

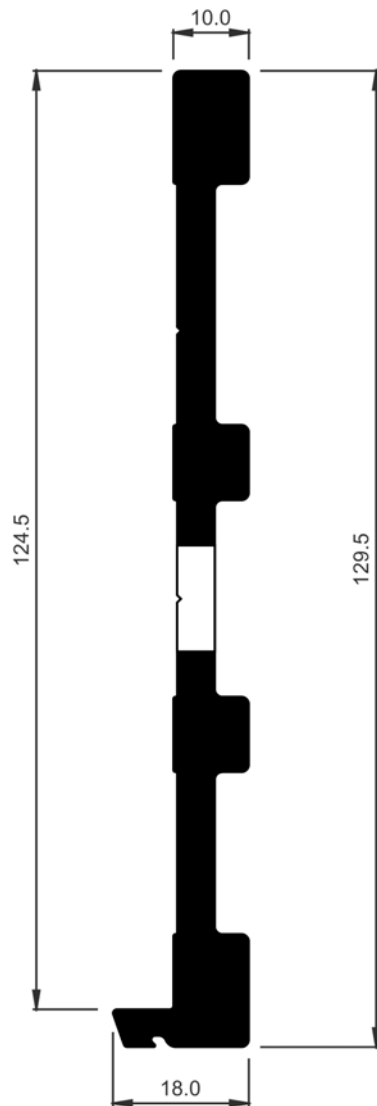
VIEW CRYSTAL - VIEW CRYSTAL PLUS BALUSTRADE
Profiles to scale



COR-8571	
Descripción Description	Perfil drenaje a canto de forjado 1 kN Drainage profile for slab edge 1 kN
Peso Weight (g/m)	2511
Superficie Surface (dm ² /m)	31,93
I_x (cm ⁴)	155,46
I_y (cm ⁴)	0,8
Observaciones Observations	Perfil de 6.1 m mecanizado c/250 mm. Válido para perfil Cor-8573 6.1 m profile machined w/250 mm. Valid for profile Cor-8573

BARANDILLA VIEW CRYSTAL - VIEW CRYSTAL PLUS
Perfiles a escala

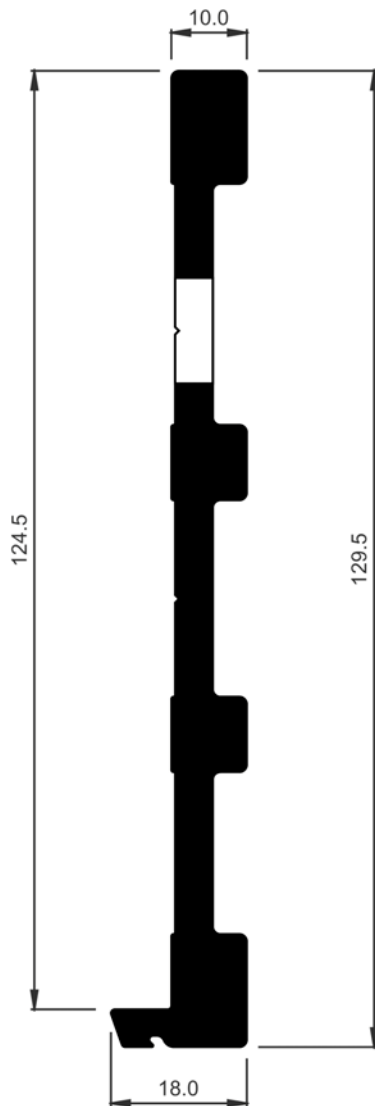
VIEW CRYSTAL - VIEW CRYSTAL PLUS BALUSTRADE
Profiles to scale



COR-8572	
Descripción Description	Perfil drenaje a canto de forjado 3 kN Drainage profile for slab edge 3 kN
Peso Weight (g/m)	2511
Superficie Surface (dm ² /m)	31,93
Ix (cm⁴)	155,46
Iy (cm⁴)	0,8
Observaciones Observations	Perfil de 6.1 m mecanizado c/150 mm. Válido para perfil Cor-8573 6.1 m profile machined w/150 mm. Valid for profile Cor-8573

BARANDILLA VIEW CRYSTAL - VIEW CRYSTAL PLUS
Perfiles a escala

VIEW CRYSTAL - VIEW CRYSTAL PLUS BALUSTRADE
Profiles to scale



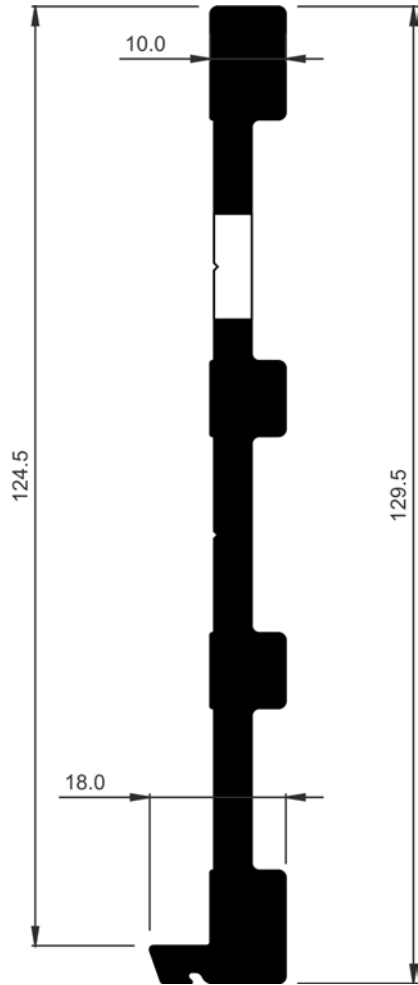
COR-8574	
Descripción Description	Perfil drenaje a canto de forjado 1 kN Drainage profile for slab edge 1 kN
Peso Weight (g/m)	2511
Superficie Surface (dm ² /m)	31,93
Ix (cm⁴)	155,46
Iy (cm⁴)	0,8
Observaciones Observations	Perfil de 6.1 m mecanizado c/300 mm. Válido para perfil Cor-8576 6.1 m profile machined w/300 mm. Valid for profile Cor-8576

BARANDILLA VIEW CRYSTAL - VIEW CRYSTAL PLUS

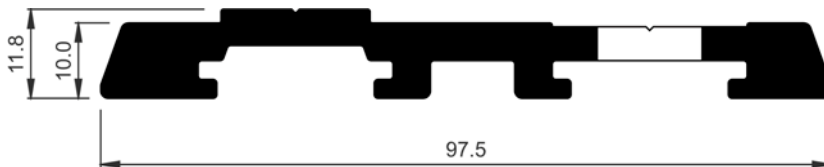
Perfiles a escala

VIEW CRYSTAL - VIEW CRYSTAL PLUS BALUSTRADE

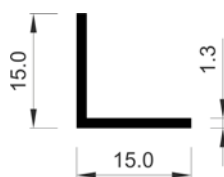
Profiles to scale



COR-8575	
Descripción Description	Perfil drenaje a canto de forjado 3 kN Drainage profile for slab edge 3 kN
Peso Weight (g/m)	2511
Superficie Surface (dm ² /m)	31,93
Ix (cm ⁴)	155,46
Iy (cm ⁴)	0,8
Observaciones Observations	Perfil de 6.1 m mecanizado c/200 mm. Válido para perfil Cor-8576 6.1 m profile machined w/200 mm. Valid for profile Cor-8576



COR-8577	
Descripción Description	Perfil drenaje inferior - mecanizado 3 kN Bottom drainage profile 3 kN
Peso Weight (g/m)	1736,1
Superficie Surface (dm ² /m)	26,12
Ix (cm ⁴)	0,56
Iy (cm ⁴)	56,14
Observaciones Observations	Perfil de 6.1 m mecanizado 6.1 m profile machined



701515	
Descripción Description	Ángulo de 15mm x 15mm 15 mm x15 mm angle
Peso Weight (g/m)	102,6
Superficie Surface (dm ² /m)	6
Ix (cm ⁴)	0,8
Iy (cm ⁴)	0,8

aluminiosiberica.pai.pt



Aluminios Iberica, Lda

Sede e Fábrica: Rua parque Industrial, Nº 126
4720-536 Lago Amares
Telef. 253 310 250 / 253 310 251 Fax. 253 311 830
Email: geral@aluminiosiberica.pt

Filiais:

Vila Real Lugar de Couços – EN 115
5000-122 Justes – Vila Real
Telef. 259 331 778 / Fax. 259 928 092
Email: vreal@aluminiosiberica.pt



EXEMPLO CONCRETO
Painéis Sandwich - Perfis - Chapas - Remates - Acessórios

Vila Nova de Gaia (Exemplo Concreto, LDA)
Rua Nova de São Caetano, nº3
4405-819 Vilar do Paraíso
Telef. 227 629 539
Email: gaia@exemploconcreto.com



Armazém: Est. Do Campo de Aviação
3510-824 Campo – Viseu
Telef. 232 459 138 / 232 459 741
Fax. 232 450 140
Email: geral@alviz.pt



Armazém: Zona Industrial de Vilamoura
Lote 28 - Apartado 841
8126 -910 Quarteira
Telef. 289 322 748 Fax. 289 301 928
Email: pala.loule@sapo.pt



Armazém: Av. Almirante Gago Coutinho
Portela de Sintra - Apartado 212
2711 - 901 Sintra
Telef. 219 244 074 / 219 244 101 Fax. 219 241 015
Email: angularlda@sapo.pt