



Aluminios Iberica, Lda

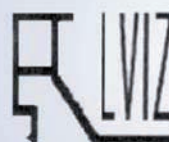


PALA - MIGUEL & REIS, LDA.



**EXEMPLO CONCRETO**

Painéis Sandwich - Perfis - Chapas - Remates - Acessórios



ALUMÍNIOS DE VISEU, LDA.



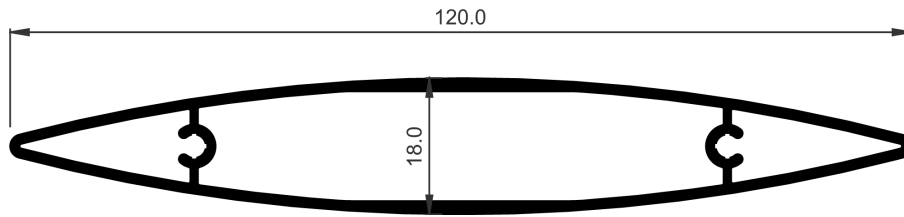
**ANGULAR - Alumínios, Lda.**

## Catálogo Proteção Solar

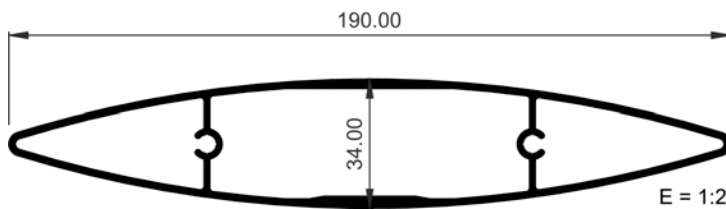


**PROTECCIÓN SOLAR**  
Perfiles a escala

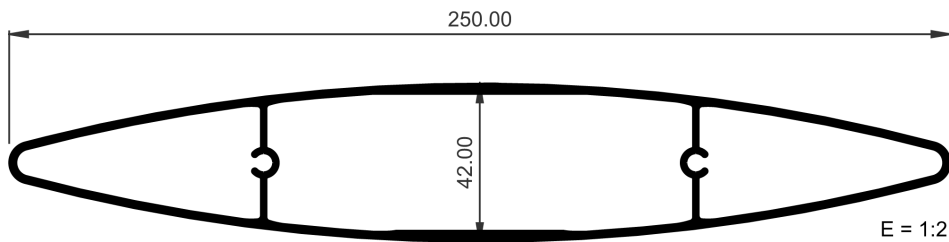
**SOLAR PROTECTION**  
Profiles to scale



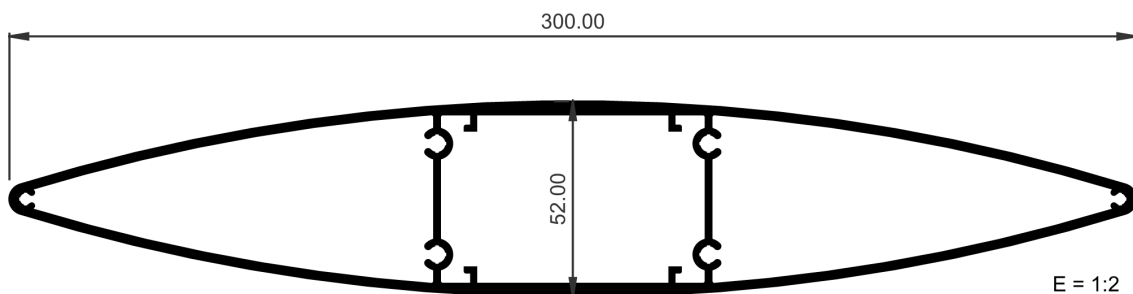
COR-9101	
<b>Descripción</b> Description	Lama Protección Solar de 120mm Solar Protection Louvre 120mm
<b>Peso</b> Weight (g/m)	972
<b>Superficie</b> Surface (dm <sup>2</sup> /m)	54,27
<b>Ix</b> (cm <sup>4</sup> )	1,31
<b>Iy</b> (cm <sup>4</sup> )	40,97
<b>Observaciones</b> Observations	Solo lamas fijas Only fixed louvres



COR-9102	
<b>Descripción</b> Description	Lama Protección Solar de 190mm Solar Protection Louvre 190mm
<b>Peso</b> Weight (g/m)	2233
<b>Superficie</b> Surface (dm <sup>2</sup> /m)	89,97
<b>Ix</b> (cm <sup>4</sup> )	11,41
<b>Iy</b> (cm <sup>4</sup> )	220,96



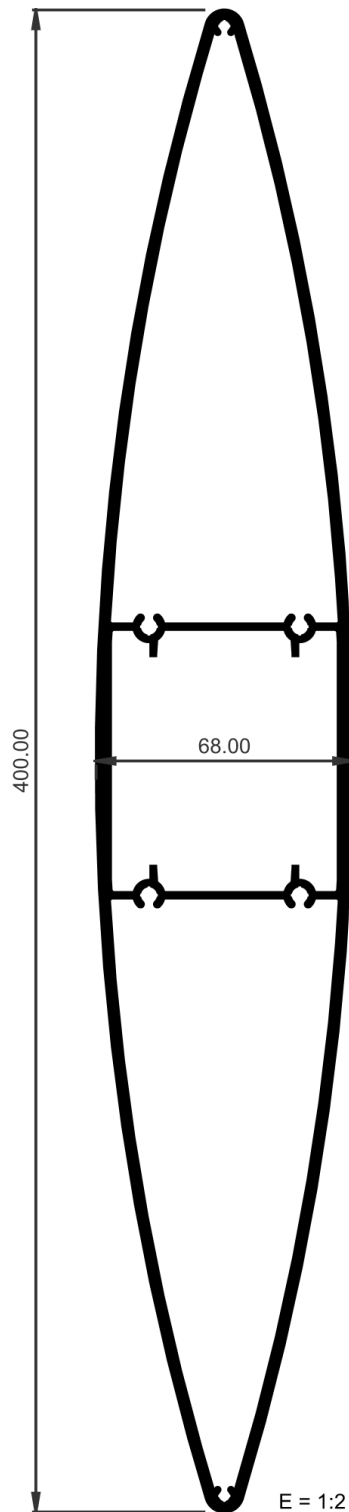
COR-9103	
<b>Descripción</b> Description	Lama Protección Solar de 250mm Solar Protection Louvre 250mm
<b>Peso</b> Weight (g/m)	3180,6
<b>Superficie</b> Surface (dm <sup>2</sup> /m)	117,15
<b>Ix</b> (cm <sup>4</sup> )	26,08
<b>Iy</b> (cm <sup>4</sup> )	566,03



COR-9104	
<b>Descripción</b> Description	Lama Protección Solar de 300mm Solar Protection Louvre 300mm
<b>Peso</b> Weight (g/m)	4317,3
<b>Superficie</b> Surface (dm <sup>2</sup> /m)	152,14
<b>Ix</b> (cm <sup>4</sup> )	54,79
<b>Iy</b> (cm <sup>4</sup> )	997,85

**PROTECCIÓN SOLAR**  
Perfiles a escala

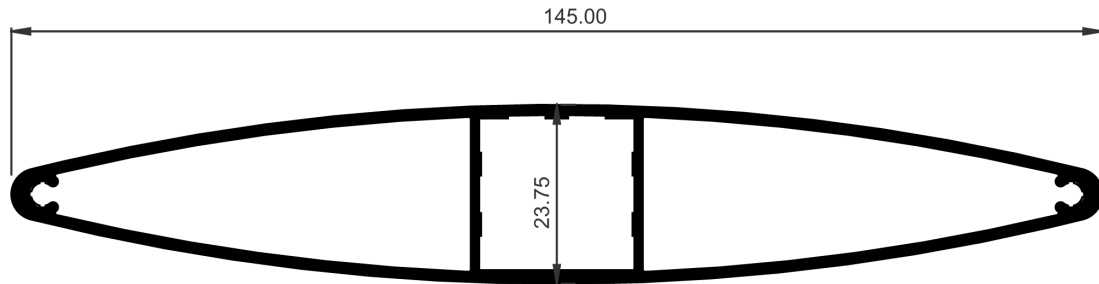
**SOLAR PROTECTION**  
Profiles to scale



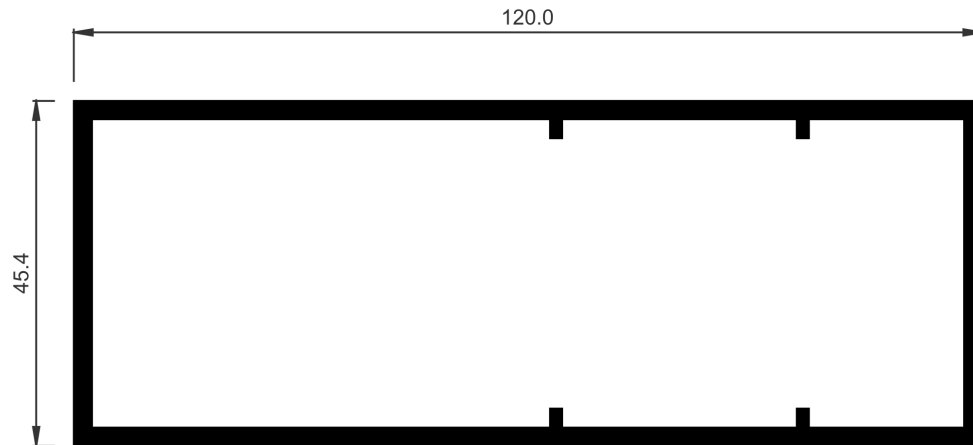
COR-9105	
<b>Descripción</b> Description	Lama Protección Solar de 400mm Solar Protection Louvre 400mm
<b>Peso</b> Weight (g/m)	6598,8
<b>Superficie</b> Surface (dm <sup>2</sup> /m)	197,57
<b>Ix</b> (cm <sup>4</sup> )	2855,29
<b>Iy</b> (cm <sup>4</sup> )	142,33

**PROTECCIÓN SOLAR**  
Perfiles a escala

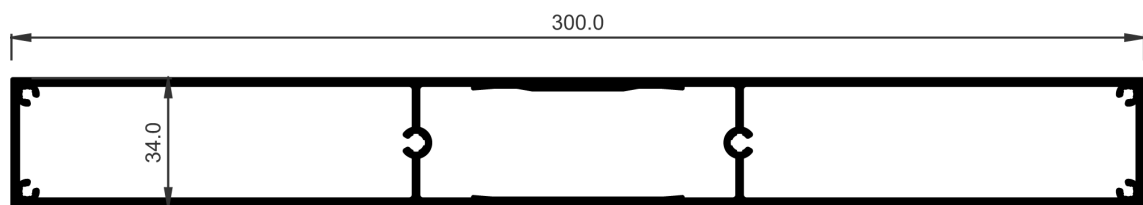
**SOLAR PROTECTION**  
Profiles to scale



<b>COR-9106</b>	
<b>Descripción</b> Description	Lama Protección Solar de 145mm Solar Protection Louvre 145mm
<b>Peso</b> Weight (g/m)	1301,4
<b>Superficie</b> Surface (dm <sup>2</sup> /m)	67,66
<b>Ix</b> (cm <sup>4</sup> )	3,21
<b>Iy</b> (cm <sup>4</sup> )	82,64



<b>770885</b>	
<b>Descripción</b> Description	Tubo 120x45 120x45 tube
<b>Peso</b> Weight (g/m)	2124,9
<b>Superficie</b> Surface (dm <sup>2</sup> /m)	66,24
<b>Ix</b> (cm <sup>4</sup> )	29,92
<b>Iy</b> (cm <sup>4</sup> )	137,56
<b>Observaciones</b> Observations	CONSULTAR DISPONIBILIDAD CHECK AVAILABILITY

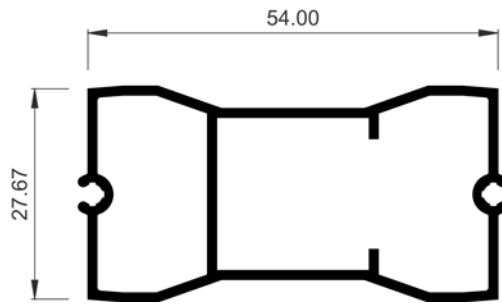


E = 1:2

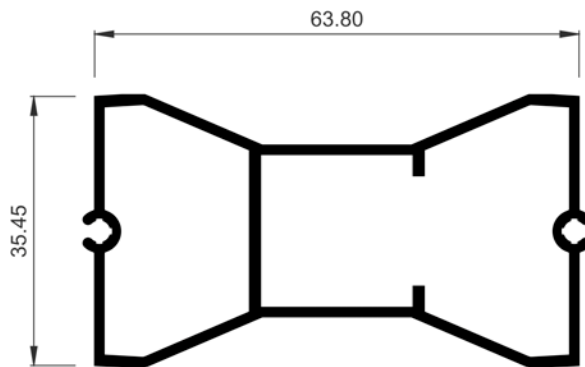
<b>771773</b>	
<b>Descripción</b> Description	Lama 300x34 300x34 louvre
<b>Peso</b> Weight (g/m)	4433,4
<b>Superficie</b> Surface (dm <sup>2</sup> /m)	150,06
<b>Ix</b> (cm <sup>4</sup> )	36,42
<b>Iy</b> (cm <sup>4</sup> )	1347,21
<b>Observaciones</b> Observations	CONSULTAR DISPONIBILIDAD CHECK AVAILABILITY

**PROTECCIÓN SOLAR**  
Perfiles a escala

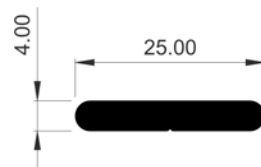
**SOLAR PROTECTION**  
Profiles to scale



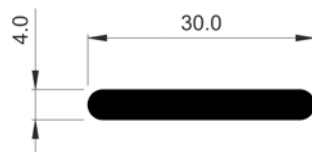
COR-9108	
<b>Descripción</b> Description	Soporte de casquillo para lama móvil de 190mm Bushing support for movable louvre 190mm
<b>Peso</b> Weight (g/m)	642,6
<b>Superficie</b> Surface (dm <sup>2</sup> /m)	39,26
<b>Ix (cm<sup>4</sup>)</b>	2,43
<b>Iy (cm<sup>4</sup>)</b>	8,58



COR-9109	
<b>Descripción</b> Description	Soporte de casquillo para lama móvil Bushing support for movable louvre
<b>Peso</b> Weight (g/m)	853,5
<b>Superficie</b> Surface (dm <sup>2</sup> /m)	47,2
<b>Ix (cm<sup>4</sup>)</b>	4,23
<b>Iy (cm<sup>4</sup>)</b>	15,66



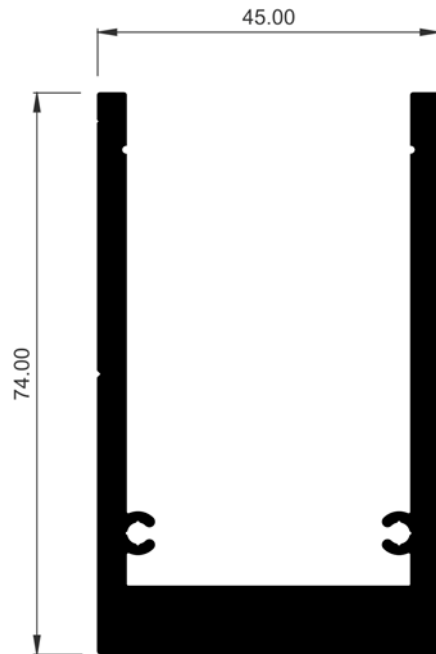
COR-9179	
<b>Descripción</b> Description	Pletina guía Guide bar
<b>Peso</b> Weight (g/m)	259,2
<b>Superficie</b> Surface (dm <sup>2</sup> /m)	5,48
<b>Ix (cm<sup>4</sup>)</b>	0,01
<b>Iy (cm<sup>4</sup>)</b>	0,47




COR-9100	
<b>Descripción</b> Description	Varilla de transmisión lama móvil manual Transmission plate manual movable louvre
<b>Peso</b> Weight (g/m)	315,9
<b>Superficie</b> Surface (dm <sup>2</sup> /m)	6,46
<b>Ix (cm<sup>4</sup>)</b>	0,02
<b>Iy (cm<sup>4</sup>)</b>	0,83

**PROTECCIÓN SOLAR**  
Perfiles a escala

**SOLAR PROTECTION**  
Profiles to scale



COR-9159	
<b>Descripción</b> Description	Montante soporte lamas Louvre mullion support
<b>Peso</b> Weight (g/m)	2459,7
<b>Superficie</b> Surface (dm <sup>2</sup> /m)	39,75
<b>Ix (cm<sup>4</sup>)</b>	47,62
<b>Iy (cm<sup>4</sup>)</b>	28,14



COR-9149	
<b>Descripción</b> Description	Tapa montante soporte lamas Louvre mullion support end cap
<b>Peso</b> Weight (g/m)	383,4
<b>Superficie</b> Surface (dm <sup>2</sup> /m)	13,47
<b>Ix (cm<sup>4</sup>)</b>	0,12
<b>Iy (cm<sup>4</sup>)</b>	2,84

[aluminiosiberica.pai.pt](http://aluminiosiberica.pai.pt)



**Aluminios Iberica, Lda**

Sede e Fábrica: Rua parque Industrial, Nº 126  
4720-536 Lago Amares  
Telef. 253 310 250 / 253 310 251 Fax. 253 311 830  
Email: [geral@aluminiosiberica.pt](mailto:geral@aluminiosiberica.pt)

Filiais:

Vila Real Lugar de Couços – EN 115  
5000-122 Justes – Vila Real  
Telef. 259 331 778 / Fax. 259 928 092  
Email: [vreal@aluminiosiberica.pt](mailto:vreal@aluminiosiberica.pt)



**EXEMPLO CONCRETO**  
Painéis Sandwich - Perfis - Chapas - Remates - Acessórios

Vila Nova de Gaia (Exemplo Concreto, LDA)  
Rua Nova de São Caetano, nº3  
4405-819 Vilar do Paraíso  
Telef. 227 629 539  
Email: [gaia@exemploconcreto.com](mailto:gaia@exemploconcreto.com)



Armazém: Est. Do Campo de Aviação  
3510-824 Campo – Viseu  
Telef. 232 459 138 / 232 459 741  
Fax. 232 450 140  
Email: [geral@alviz.pt](mailto:geral@alviz.pt)



Armazém: Zona Industrial de Vilamoura  
Lote 28 - Apartado 841  
8126 -910 Quarteira  
Telef. 289 322 748 Fax. 289 301 928  
Email: [pala.loule@sapo.pt](mailto:pala.loule@sapo.pt)



Armazém: Av. Almirante Gago Coutinho  
Portela de Sintra - Apartado 212  
2711 - 901 Sintra  
Telef. 219 244 074 / 219 244 101 Fax. 219 241 015  
Email: [angularlda@sapo.pt](mailto:angularlda@sapo.pt)